

DS-1280ZJ-DM21

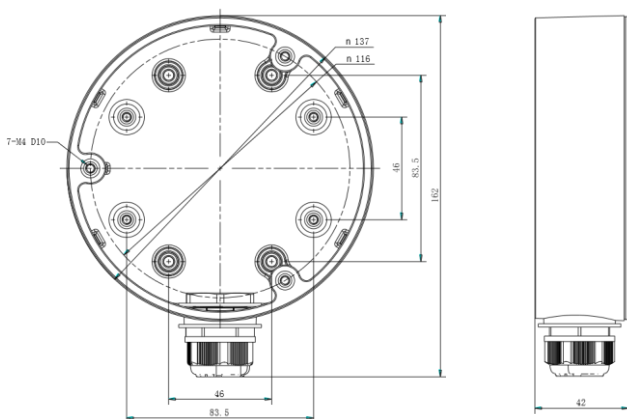
Wall Mounting Bracket for
 Dome Camera



Features:

- Aluminum alloy material with surface spray treatment
- Waterproof design

Dimension:



Order Model:

DS-1280ZJ-DM21

Parameter:

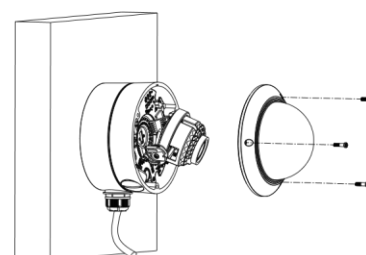
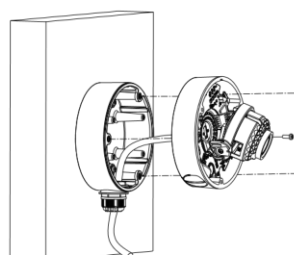
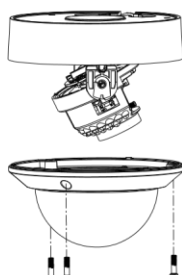
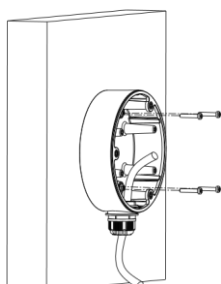
Model	DS-1280ZJ-DM21
Parameters	Wall Mounting Bracket for Dome Camera
Appearance	Hikvision White
Material	Aluminum Alloy
Dimension	Φ 137×42mm
Weight	250g

Notice:

- The bracket should be installed on flat wall
- Waterproof rubber is necessary for outdoor application
- The wall must be capable of supporting over 3 times as much as the total weight of the camera and the mount.
- The maximum load capacity of the bracket is 4.5KG

Installation Step:

- ① Choose the appropriate wall to install the bracket and thread the cable
- ② Separate basement and dome of camera
- ③ Fix the basement of camera to bracket and thread the cable
- ④ Adjust the angle of view, fix the lower case, and complete the installation



Note: The actual dome camera may vary from the picture above.