

MAGIC

PIR Motion


Detectors PDM-I18


PDM-I18T



MAGIC motion detector PDM-I18/T is impressive with its modern and elegant design. Its style is suitable for all installation situations. Together with the enhanced Visatec algorithm, its patented MAGIC mirror provides reliable detection of intruders and the highest false alarm immunity. Flexible installations can be carried out quickly and error-free due to features like Auto Walktest and new End-of-Line concept (EoL).

- Unmatched detection performance – thanks to MAGIC mirror technology
- High immunity against false alarms
- 18 m volumetric optics with undercrawl protection – 30 m gapless curtain (option)
- Flexible, fast and error-free installation
- Modern and elegant design
- Low current consumption





Functions

■ Reliable detection

Thanks to the new and innovative MAGIC mirror (patented), intruders are detected effectively and reliably. The new doublemirror principle provides homogeneous coverage and sensitivity to all areas within the detection field. The proven and further enhanced Visatec algorithm supports the new optics.

Therefore, the MAGIC PIR detector PDM-I18/T is qualified for usage both in harsh environment and anywhere that the high false alarm immunity is a must.

- **High security level** The integrated anti-mask function reliably detects any potential covering of the detector. In addition to this, the sophisticated mirror design ensures full under-crawl protection. Therefore, MAGIC PIR detector PDM-I18T complies with the highest security standards, such as VdS Klasse C, EN 50131-2-2 Grade 3 and many more.

■ High hurdles for intruders

A detector cannot be identified by its housing. Potential intruders – when confronted with MAGIC motion detectors – must assume the highest security level (e.g. EN 50131-2-2 Grade 3) irrespective of the actual detector type.

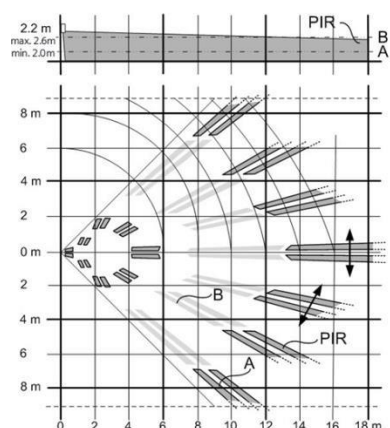
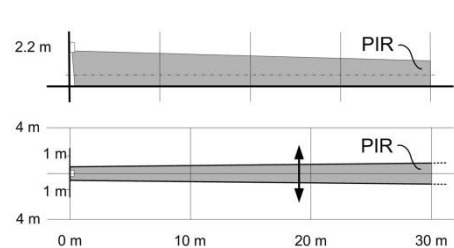
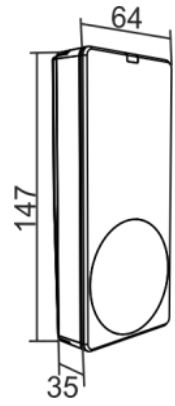
- **Fast and error-free installation** Thanks to pre-fitted End-of-Line (EoL) resistors, which are optimised for Siemens intrusion panels (SPC, Sintony), the timeconsuming and error-prone resistor configuration can be omitted. But PDM-I18/T can also be easily adapted to other intrusion panels: by simply replacing the pre-fitted resistors with standard resistors which are simply plugged-in or by usage of optional EoL boards. The connection to the intrusion panel can be done faster, easier and more reliably than with conventional wiring methods.

Additionally, the new Auto Walktest feature accelerates the installation of the detector. Verifying the installation and operation of the detector by means of a walktest no longer requires repeated openings of the detector nor adapting DIP switch settings.

■ Low current consumption

State of the art energy concepts and electronic components provide low current consumption

of the detectors. Not only energy costs are decreased across the years of utilisation but also more cost efficient uninterrupted power supply units (like batteries) can be used in the intrusion panels.

Volumetric mirror (standard)	PO-C30 curtain mirror (option)	Dimensions
		

■ **Technical data**

Power supply	9 ... 16 VDC (12 V nom.)
– Max. ripple (0 ... 100 Hz)	1,0 VSS
– Voltage control	Alarm at 8,0 ± 0,5 VDC
Current consumption (at 8 ... 16 VDC)	
– PDM-I18	
Idle state	2.5 mA (rms), 2.8 mA (max peak)
LED ON	3.4 mA (rms), 4.7 mA (max peak)
– PDM-I18T	
Idle state	3.9 mA (rms), 4.6 mA (max peak)
LED ON	5.9 mA (rms), 6.6 mA (max peak)
Control inputs	LOW ≤ 1,5 V / HIGH ≥ 3,5 V R _{Pull-up} (internal) = 470 kΩ
Walking speeds	
– PDM-I18	
Volume mirror / curtain mirror PO-C30	0,2 ... 3,0 m/s / 0,2 ... 3,0 m/s
– PDM-I18T	
Volume mirror / curtain mirror PO-C30	0,1 ... 4,0 m/s / 0,1 ... 4,0 m/s
Algorithm	VISATEC
EoL resistors (pre-fitted)	1
RI	4.7 kΩ ±5%, 250 mW
RF	2.2 kΩ ±5%, 250 mW
REoL	4.7 kΩ ±5%, 250 mW
Environmental conditions	
– Operating temperature	- 10° ... + 55°C
– Storage temperature	- 20° ... + 60°C
– Air humidity (EN 60721)	< 95% RH, non-condensing
– EMC-resistance up to 2,7 GHz	10 V/m
– Housing protection category (EN 60529, EN 50102)	IP41 / IK02
Approvals	
PDM-I18	
VdS	Class B
EN	EN50131-2-2 grade 2
PDM-I18T	
VdS	Class C
EN	EN50131-2-2 grade 3

■ Ordering Informations

Type	Order No.	Description	Weight*
PDM-I18	S54530-F106-A100	PIR Detector	0.1 kg
PDM-I18T	S54530-F107-A100	PIR Detector with Anti-mask	0.1 kg
PO-C30	S54539-F123-A100	Curtain Mirror for PDM-I18, Set (4 pcs)	0.1 kg
PZ-MBG2	S54539-F124-A100	Mounting Bracket G2 for PDM	0.1 kg
PZ-CA	S54539-F125-A100	1/4" Adapter for Camera Bracket, Set (4 pcs.)	0.08 kg
PO-PA01	S54539-F127-A100	EOL PCB RF=4k7 RI=2k2 REoL=2k2 (Set of 100 pcs.)	0.15 kg
PO-PA02	S54539-F127-A200	EOL PCB RF=2k2 RI=4k7 REoL=2k2 (Set of 100 pcs.)	0.15 kg
PO-PA03	S54539-F127-A300	EOL PCB RF=12k RI=1k REoL=1k (Set of 100 pcs.)	0.15 kg
PO-PA04	S54539-F127-A400	EOL PCB RF=12k RI=6k8 REoL=4k7 (Set of 100 pcs.)	0.15 kg
PO-PA05	S54539-F127-A500	EOL PCB RF=1k RI=3k3 REoL=3k3 (Set of 100 pcs.)	0.15 kg
PO-PA06	S54539-F127-A600	EOL PCB RF=48k RI=16k2 REoL=16k2 (Set of 100 pcs.)	0.15 kg
PO-PA07	S54539-F127-A700	EOL PCB RF=48k RI=48k REoL=48k (Set of 100 pcs.)	0.15 kg

* units incl. packing material, accessories which is part of scope of supply and technical documentation